

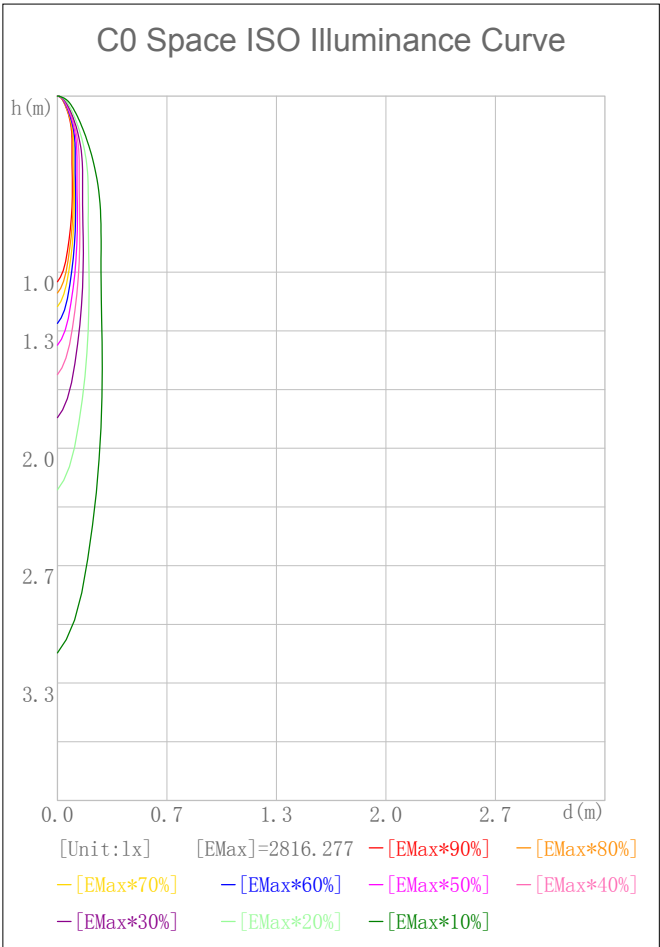
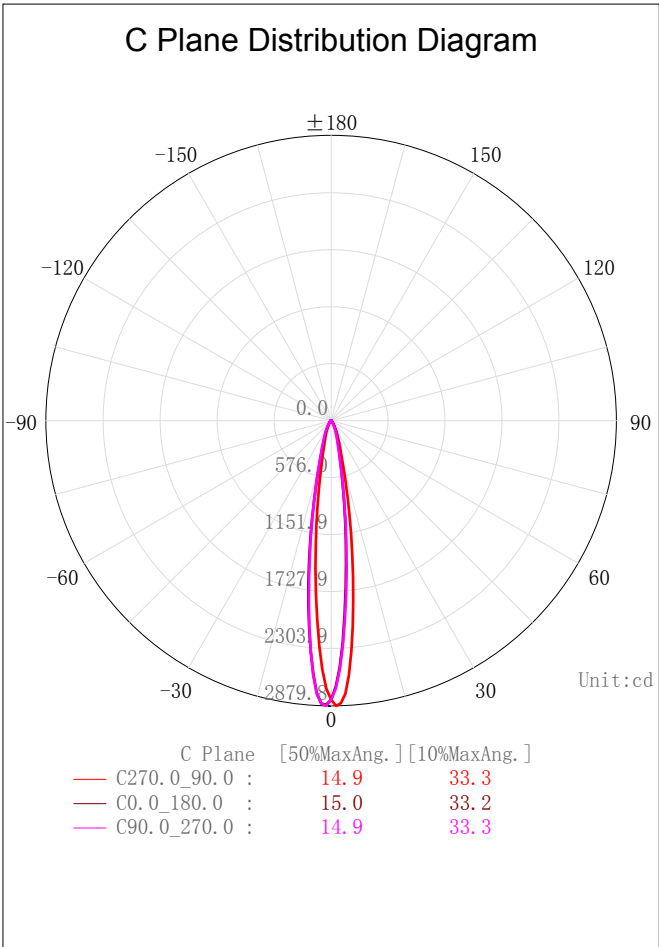
Indoor Luminaire Photometric Data

Description Information

Luminary Name: MD10-06-SL-01 2700K RA97 15D	Lum. Catalog:	Test ID: 01
Lamp Name:	Lamp Catalog: LED	Test Date: 2019/12/09
Manufacture: Shenzhen Norming Lighting Co., Ltd	Shld.Ang(°):	Test Machine:GON-2000
Test Lab: QUality peatment	Frequency (Hz):	Lamp CCT(K): Ra:
Lum. Size (W*L*H):0.050m*0.050m*0.450m	Lum. Area (m2):0.025	Lum. W(kg): 0.000
Test System: C, γ	Test Step: C=90.0 γ=1.0	Temp. (°C): 25
		Humidity(%): 50.0

Character Parameter

Lamp Speciality Parameter	Luminaire Speciality Parameter	
Rated Flux(lm): 370.280	Luminary Flux(lm): 370.276	Field Angle(10%Imax): 33.3(°)
Rated Power(W):	Luminary Efficiency: 100.00%	Down Lumens&Percent: 368.567lm 99.54%
Rated Voltage(V):	Luminary EER(lm/W): 62.748	Up Lumens&Percent: 1.709lm 0.46%
Tested Power(W): 5.901	Max. Candela(cd): 2879.833	S/MH: C0_a180=0.261 C90_270=0.262
Lamps' Inside: 1	Max Cand@Ang. (°): C=270.0 γ=1.0	CIE Type: Semi-Direct
Tested Electrics (V, A, pf):240.3, 0.027, 0.882	Beam Angle(50%Imax): 14.9(°)	ErP Φ use(90°): 350.372lm
Lamp Size(W*L*H):0.050m*0.050m*0.450m	Left=-6.3°, Right=8.7°	IRF(%): 1794.923



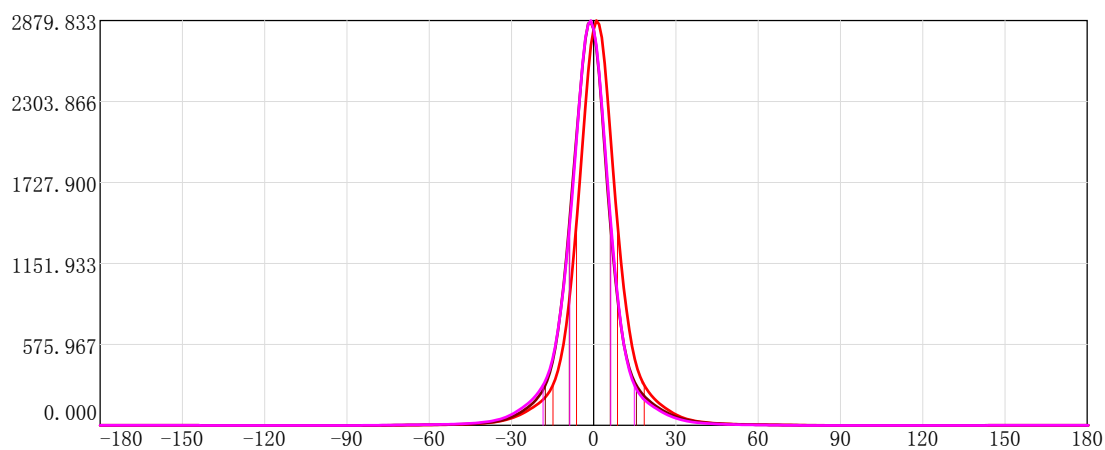
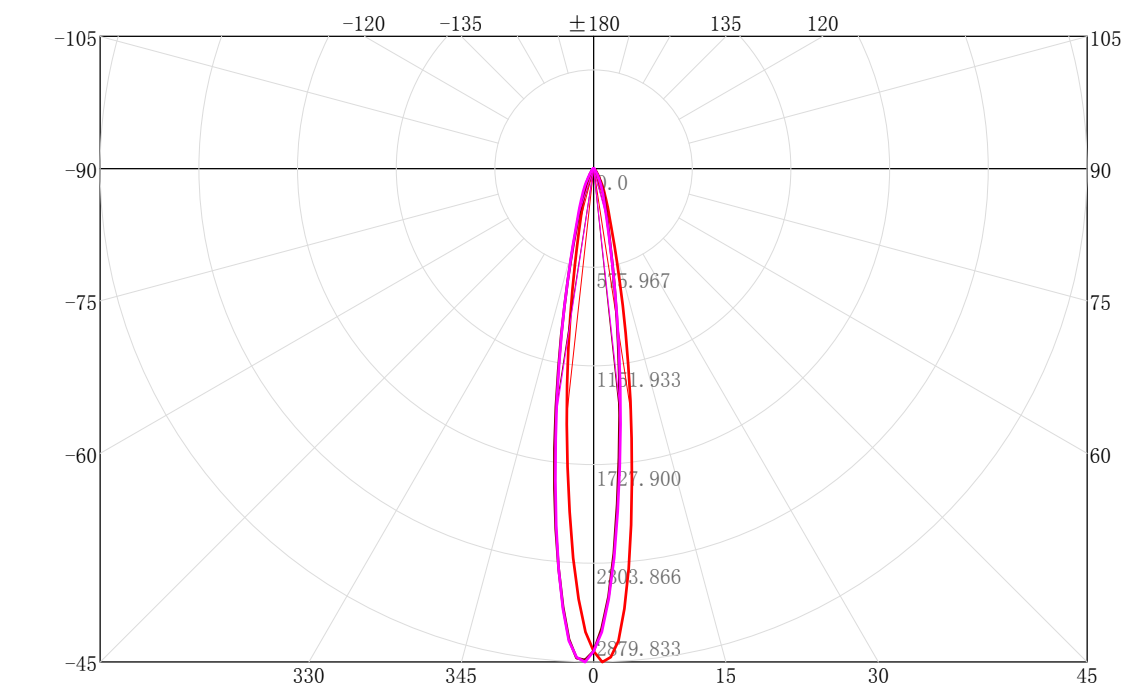
IES Indoor Report

Photometric Filename:MD10-06-SL-01 2700K RA97 15D.IES

2D Plane Light Intensity Distribution Curve

Lum. Name: MD10-06-SL-01 2700K RA97 15D	Lum. Catalog:	Test ID: 01
Lamp Name:	Lamp Catalog: LED	Test Lab: Quality peatment
Manufacture: Shenzhen Norming Lighting Co., Ltd	Test Machine:GON-2000	Test Date: 2019/12/09

C Plane Distribution Diagram



C Plane	[50%MaxAng.]	[10%MaxAng.]
C270.0_90.0 :	14.9	33.3
C0.0_180.0 :	15.0	33.2
C90.0_270.0 :	14.9	33.3

Unit:cd

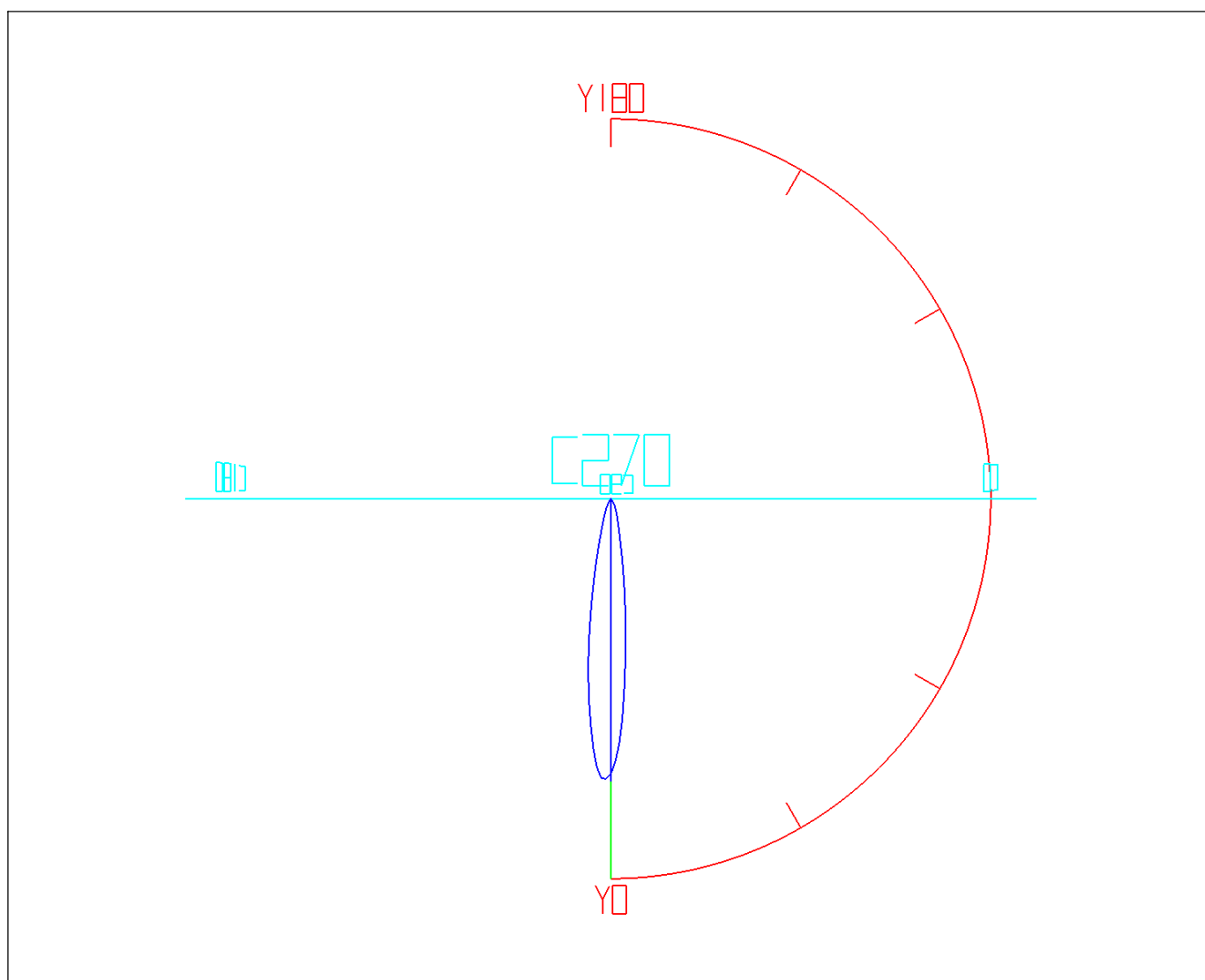
IES Indoor Report

Photometric Filename:MD10-06-SL-01 2700K RA97 15D.IES

3D Light Intensity Distribution Modal

Lum. Name: MD10-06-SL-01 2700K RA97 15D	Lum. Catalog:	Test ID: 01
Lamp Name:	Lamp Catalog: LED	Test Lab: Quality peatment
Manufacture: Shenzhen Norming Lighting Co., Ltd	Test Machine:GON-2000	Test Date: 2019/12/09

3D Light Intensity Distribution Modal



Curves: 3D Model — Fixture — Vert. HUD — Hori. HUD —
View Angles: Orient:0 Tilt:0 Roll:0 Spin:0

Zonal Flux Tabulation

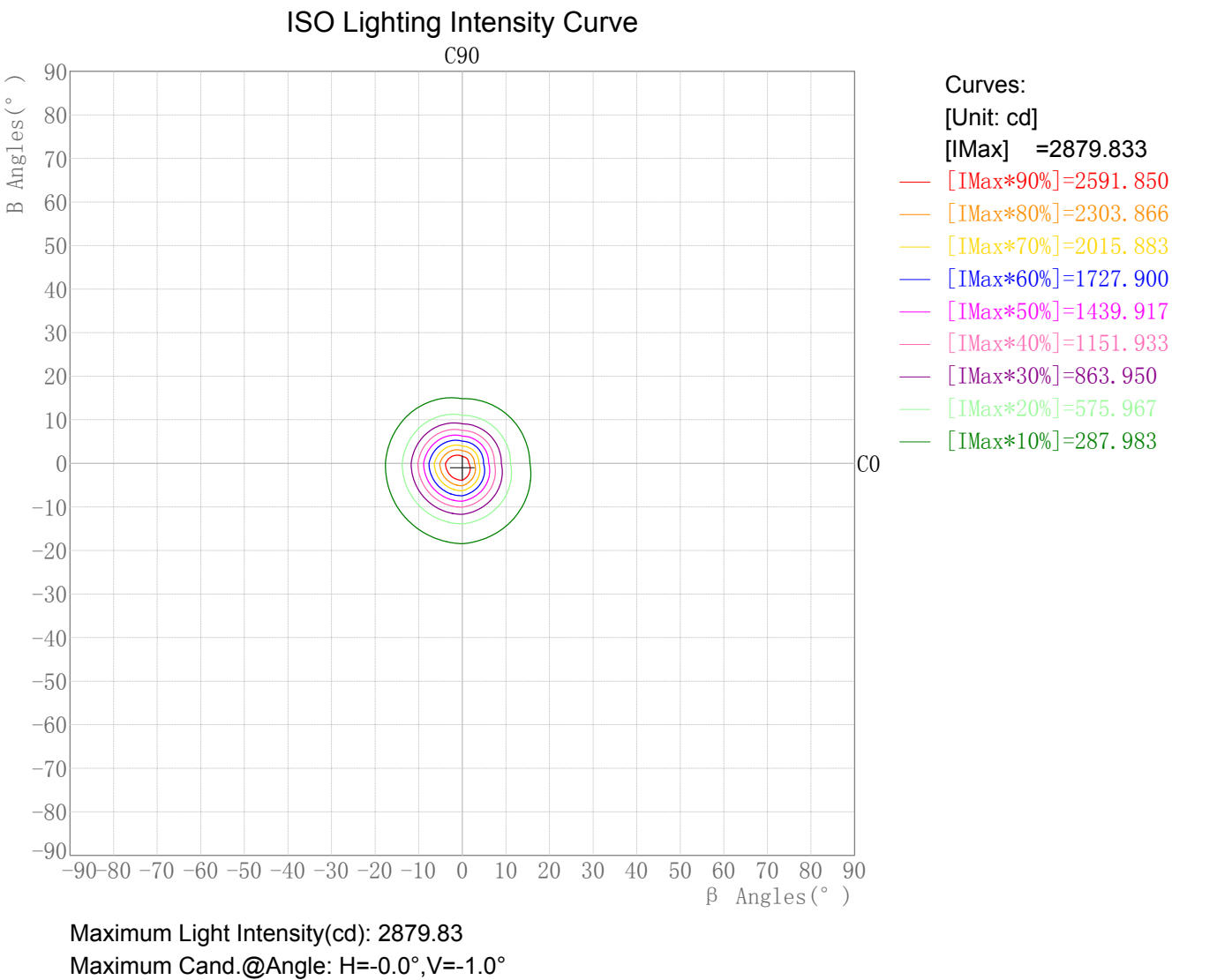
Zone(γ)	Zone Flux (lm)	Sums Flux (lm)	Zone%Lamp	Sums%Lamp	Zone(γ)	Zone Flux (lm)	Sums Flux (lm)	Zone%Lamp	Sums%Lamp
0.0-1.0	2.68	2.68	0.72	0.72	47.0-48.0	0.81	356.25	0.22	96.21
1.0-2.0	7.84	10.52	2.12	2.84	48.0-49.0	0.76	357.01	0.21	96.42
2.0-3.0	12.41	22.93	3.35	6.19	49.0-50.0	0.72	357.73	0.19	96.61
3.0-4.0	16.02	38.95	4.33	10.52	50.0-51.0	0.68	358.40	0.18	96.79
4.0-5.0	18.53	57.49	5.01	15.53	51.0-52.0	0.64	359.04	0.17	96.96
5.0-6.0	20.08	77.56	5.42	20.95	52.0-53.0	0.61	359.65	0.16	97.13
6.0-7.0	20.74	98.31	5.60	26.55	53.0-54.0	0.58	360.22	0.16	97.28
7.0-8.0	20.64	118.95	5.57	32.12	54.0-55.0	0.55	360.78	0.15	97.43
8.0-9.0	19.93	138.88	5.38	37.51	55.0-56.0	0.53	361.31	0.14	97.58
9.0-10.0	18.74	157.61	5.06	42.57	56.0-57.0	0.51	361.82	0.14	97.71
10.0-11.0	17.24	174.85	4.66	47.22	57.0-58.0	0.49	362.31	0.13	97.85
11.0-12.0	15.63	190.49	4.22	51.44	58.0-59.0	0.47	362.78	0.13	97.97
12.0-13.0	14.05	204.54	3.79	55.24	59.0-60.0	0.45	363.23	0.12	98.10
13.0-14.0	12.59	217.13	3.40	58.64	60.0-61.0	0.44	363.67	0.12	98.21
14.0-15.0	11.31	228.44	3.06	61.69	61.0-62.0	0.42	364.09	0.11	98.33
15.0-16.0	10.25	238.69	2.77	64.46	62.0-63.0	0.40	364.49	0.11	98.44
16.0-17.0	9.39	248.08	2.53	67.00	63.0-64.0	0.38	364.87	0.10	98.54
17.0-18.0	8.69	256.76	2.35	69.34	64.0-65.0	0.37	365.24	0.10	98.64
18.0-19.0	8.10	264.86	2.19	71.53	65.0-66.0	0.35	365.58	0.09	98.73
19.0-20.0	7.59	272.46	2.05	73.58	66.0-67.0	0.33	365.91	0.09	98.82
20.0-21.0	7.13	279.59	1.93	75.51	67.0-68.0	0.31	366.22	0.08	98.90
21.0-22.0	6.71	286.30	1.81	77.32	68.0-69.0	0.29	366.51	0.08	98.98
22.0-23.0	6.31	292.61	1.70	79.02	69.0-70.0	0.27	366.78	0.07	99.05
23.0-24.0	5.92	298.52	1.60	80.62	70.0-71.0	0.25	367.02	0.07	99.12
24.0-25.0	5.53	304.05	1.49	82.11	71.0-72.0	0.23	367.25	0.06	99.18
25.0-26.0	5.14	309.19	1.39	83.50	72.0-73.0	0.21	367.46	0.06	99.24
26.0-27.0	4.74	313.93	1.28	84.78	73.0-74.0	0.19	367.65	0.05	99.29
27.0-28.0	4.35	318.28	1.17	85.96	74.0-75.0	0.17	367.81	0.04	99.33
28.0-29.0	3.97	322.25	1.07	87.03	75.0-76.0	0.14	367.95	0.04	99.37
29.0-30.0	3.61	325.86	0.98	88.00	76.0-77.0	0.12	368.07	0.03	99.40
30.0-31.0	3.28	329.14	0.89	88.89	77.0-78.0	0.10	368.17	0.03	99.43
31.0-32.0	2.97	332.11	0.80	89.69	78.0-79.0	0.08	368.24	0.02	99.45
32.0-33.0	2.69	334.81	0.73	90.42	79.0-80.0	0.06	368.30	0.02	99.47
33.0-34.0	2.44	337.24	0.66	91.08	80.0-81.0	0.05	368.35	0.01	99.48
34.0-35.0	2.21	339.46	0.60	91.68	81.0-82.0	0.04	368.39	0.01	99.49
35.0-36.0	2.01	341.47	0.54	92.22	82.0-83.0	0.04	368.43	0.01	99.50
36.0-37.0	1.84	343.31	0.50	92.71	83.0-84.0	0.03	368.46	0.01	99.51
37.0-38.0	1.68	344.99	0.45	93.17	84.0-85.0	0.03	368.48	0.01	99.51
38.0-39.0	1.54	346.53	0.42	93.59	85.0-86.0	0.02	368.51	0.01	99.52
39.0-40.0	1.42	347.95	0.38	93.97	86.0-87.0	0.02	368.53	0.01	99.53
40.0-41.0	1.31	349.27	0.36	94.32	87.0-88.0	0.02	368.54	0.00	99.53
41.0-42.0	1.22	350.48	0.33	94.65	88.0-89.0	0.01	368.56	0.00	99.53
42.0-43.0	1.13	351.62	0.31	94.96	89.0-90.0	0.01	368.57	0.00	99.54
43.0-44.0	1.05	352.67	0.28	95.24	90.0-91.0	0.01	368.57	0.00	99.54
44.0-45.0	0.98	353.66	0.27	95.51	91.0-92.0	0.01	368.58	0.00	99.54
45.0-46.0	0.92	354.58	0.25	95.76	92.0-93.0	0.00	368.58	0.00	99.54
46.0-47.0	0.86	355.44	0.23	95.99	93.0-94.0	0.00	368.58	0.00	99.54

Zonal Flux Tabulation - (Cont.)

Zone(γ)	Zone Flux (lm)	Sums Flux (lm)	Zone%Lamp	Sums%Lamp	Zone(γ)	Zone Flux (lm)	Sums Flux (lm)	Zone%Lamp	Sums%Lamp
94.0-95.0	0.00	368.58	0.00	99.54	141.0-142.0	0.03	368.66	0.01	99.56
95.0-96.0	0.00	368.58	0.00	99.54	142.0-143.0	0.03	368.69	0.01	99.57
96.0-97.0	0.00	368.58	0.00	99.54	143.0-144.0	0.04	368.73	0.01	99.58
97.0-98.0	0.00	368.58	0.00	99.54	144.0-145.0	0.04	368.77	0.01	99.59
98.0-99.0	0.00	368.58	0.00	99.54	145.0-146.0	0.05	368.82	0.01	99.61
99.0-100.0	0.00	368.58	0.00	99.54	146.0-147.0	0.05	368.88	0.01	99.62
100.0-101.0	0.00	368.58	0.00	99.54	147.0-148.0	0.06	368.94	0.02	99.64
101.0-102.0	0.00	368.58	0.00	99.54	148.0-149.0	0.06	369.00	0.02	99.65
102.0-103.0	0.00	368.58	0.00	99.54	149.0-150.0	0.06	369.06	0.02	99.67
103.0-104.0	0.00	368.58	0.00	99.54	150.0-151.0	0.06	369.12	0.02	99.69
104.0-105.0	0.00	368.58	0.00	99.54	151.0-152.0	0.07	369.19	0.02	99.71
105.0-106.0	0.00	368.58	0.00	99.54	152.0-153.0	0.07	369.26	0.02	99.72
106.0-107.0	0.00	368.58	0.00	99.54	153.0-154.0	0.07	369.32	0.02	99.74
107.0-108.0	0.00	368.58	0.00	99.54	154.0-155.0	0.07	369.39	0.02	99.76
108.0-109.0	0.00	368.58	0.00	99.54	155.0-156.0	0.06	369.45	0.02	99.78
109.0-110.0	0.00	368.58	0.00	99.54	156.0-157.0	0.06	369.51	0.02	99.79
110.0-111.0	0.00	368.58	0.00	99.54	157.0-158.0	0.06	369.58	0.02	99.81
111.0-112.0	0.00	368.58	0.00	99.54	158.0-159.0	0.06	369.63	0.02	99.83
112.0-113.0	0.00	368.58	0.00	99.54	159.0-160.0	0.06	369.69	0.02	99.84
113.0-114.0	0.00	368.58	0.00	99.54	160.0-161.0	0.06	369.75	0.01	99.86
114.0-115.0	0.00	368.58	0.00	99.54	161.0-162.0	0.05	369.80	0.01	99.87
115.0-116.0	0.00	368.58	0.00	99.54	162.0-163.0	0.05	369.85	0.01	99.88
116.0-117.0	0.00	368.58	0.00	99.54	163.0-164.0	0.05	369.90	0.01	99.90
117.0-118.0	0.00	368.58	0.00	99.54	164.0-165.0	0.05	369.95	0.01	99.91
118.0-119.0	0.00	368.58	0.00	99.54	165.0-166.0	0.04	369.99	0.01	99.92
119.0-120.0	0.00	368.58	0.00	99.54	166.0-167.0	0.04	370.03	0.01	99.93
120.0-121.0	0.00	368.58	0.00	99.54	167.0-168.0	0.04	370.07	0.01	99.94
121.0-122.0	0.00	368.58	0.00	99.54	168.0-169.0	0.03	370.10	0.01	99.95
122.0-123.0	0.00	368.58	0.00	99.54	169.0-170.0	0.03	370.13	0.01	99.96
123.0-124.0	0.00	368.58	0.00	99.54	170.0-171.0	0.03	370.16	0.01	99.97
124.0-125.0	0.00	368.58	0.00	99.54	171.0-172.0	0.02	370.19	0.01	99.97
125.0-126.0	0.00	368.58	0.00	99.54	172.0-173.0	0.02	370.21	0.01	99.98
126.0-127.0	0.00	368.58	0.00	99.54	173.0-174.0	0.02	370.23	0.00	99.99
127.0-128.0	0.00	368.58	0.00	99.54	174.0-175.0	0.02	370.24	0.00	99.99
128.0-129.0	0.00	368.58	0.00	99.54	175.0-176.0	0.01	370.25	0.00	99.99
129.0-130.0	0.00	368.58	0.00	99.54	176.0-177.0	0.01	370.26	0.00	100.00
130.0-131.0	0.00	368.58	0.00	99.54	177.0-178.0	0.01	370.27	0.00	100.00
131.0-132.0	0.00	368.58	0.00	99.54	178.0-179.0	0.00	370.27	0.00	100.00
132.0-133.0	0.00	368.58	0.00	99.54	179.0-180.0	0.00	370.28	0.00	100.00
133.0-134.0	0.00	368.58	0.00	99.54					
134.0-135.0	0.00	368.58	0.00	99.54					
135.0-136.0	0.00	368.58	0.00	99.54					
136.0-137.0	0.00	368.58	0.00	99.54					
137.0-138.0	0.00	368.59	0.00	99.54					
138.0-139.0	0.01	368.59	0.00	99.54					
139.0-140.0	0.01	368.61	0.00	99.55					
140.0-141.0	0.02	368.63	0.01	99.55					

Rectangle ISO Lighting Intensity Diagram

Lum. Name:MD10-06-SL-01 2700K RA97 15D	Lum. Catalog:	Test ID:01
Lamp Name:	Lamp Catalog: LED	Test Lab: Quality peatment
Manufacture: Shenzhen Norming Lighting Co., Ltd	Test Machine:GON-2000	Test Date: 2019/12/09



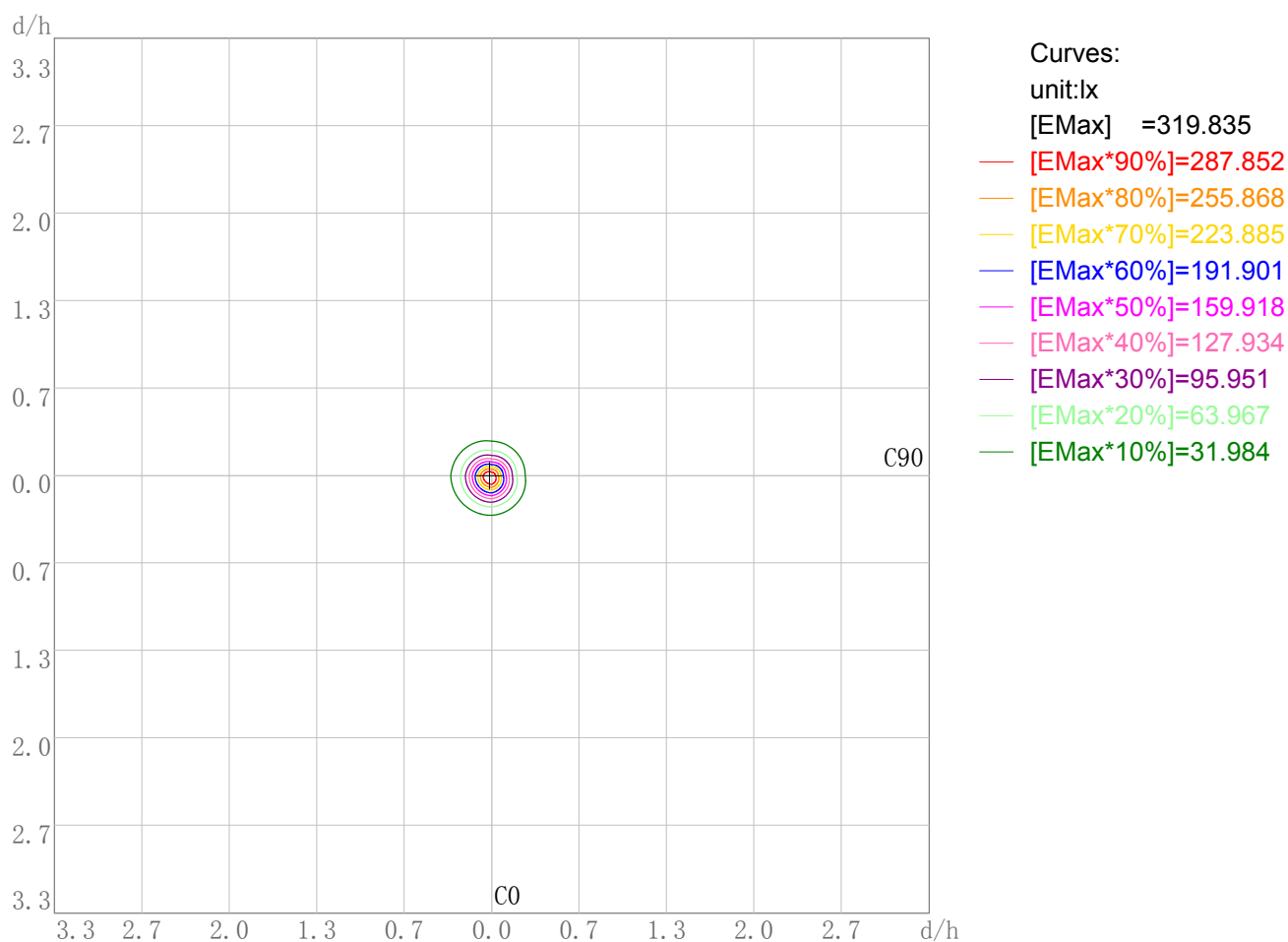
IES Indoor Report

Photometric Filename:MD10-06-SL-01 2700K RA97 15D.IES

Plane ISO-Illuminance Diagram

Lum. Name: MD10-06-SL-01 2700K RA97 15D	Lum. Catalog:	Test ID: 01
Lamp Name:	Lamp Catalog: LED	Test Lab: Quality peatment
Manufacture: Shenzhen Norming Lighting Co., Ltd	Test Machine:GON-2000	Test Date: 2019/12/09

Plane ISO-Illuminance Curve



Working Plane Luminaire Mounting Height(m): 3.00

Working Plane Maximum Illuminance(lx): 319.84

Working Plane Maximum Illuminance Position(d/h):H-0.0 V-0.0

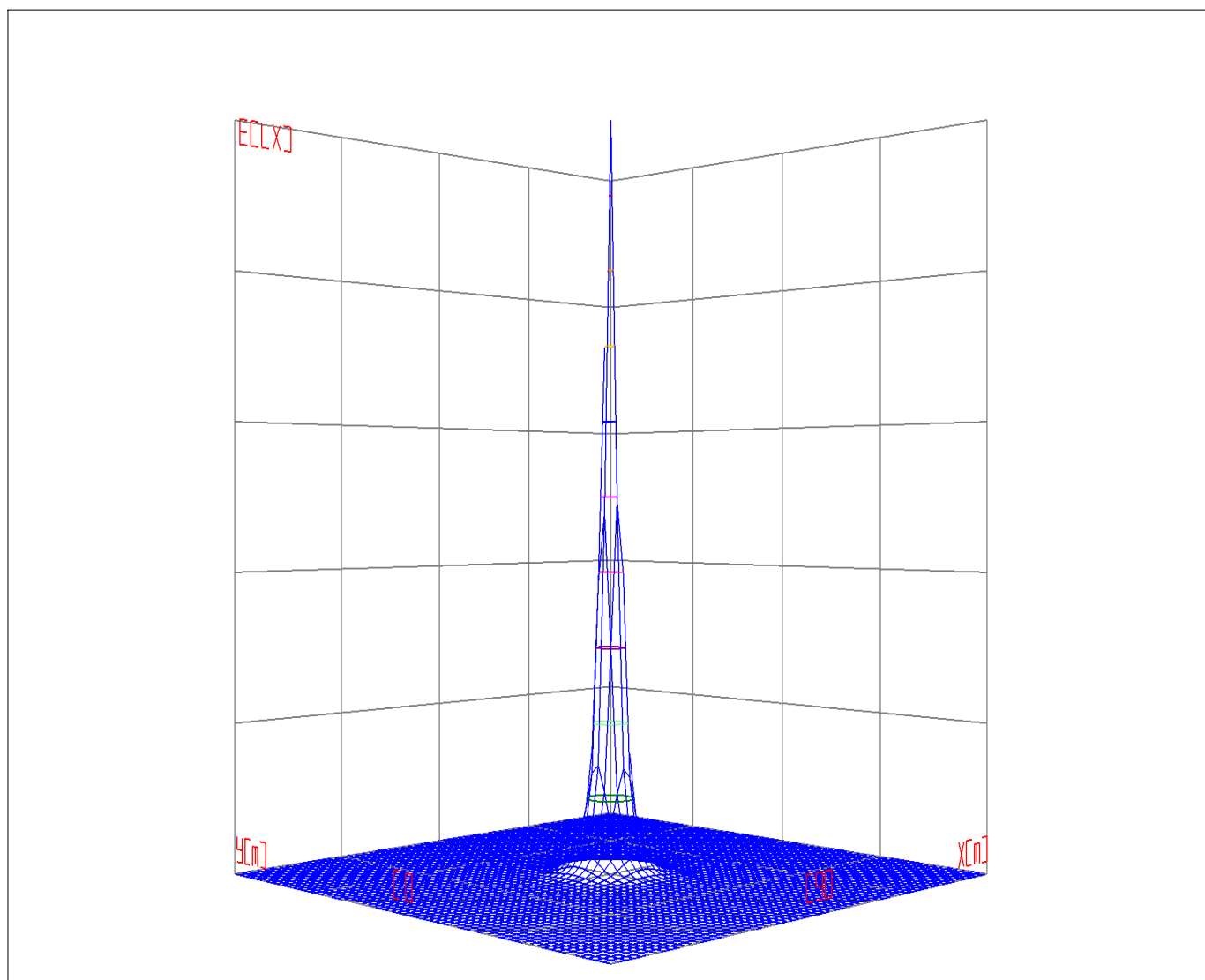
IES Indoor Report

Photometric Filename:MD10-06-SL-01 2700K RA97 15D.IES

3D Plane ISO Illuminance Diagram

Lum. Name: MD10-06-SL-01 2700K RA97 15D	Lum. Catalog:	Test ID: 01
Lamp Name:	Lamp Catalog: LED	Test Lab: Quality peatment
Manufacture: Shenzhen Norming Lighting Co., Ltd	Test Machine:GON-2000	Test Date: 2019/12/09

3D Plane Illuminance Modal

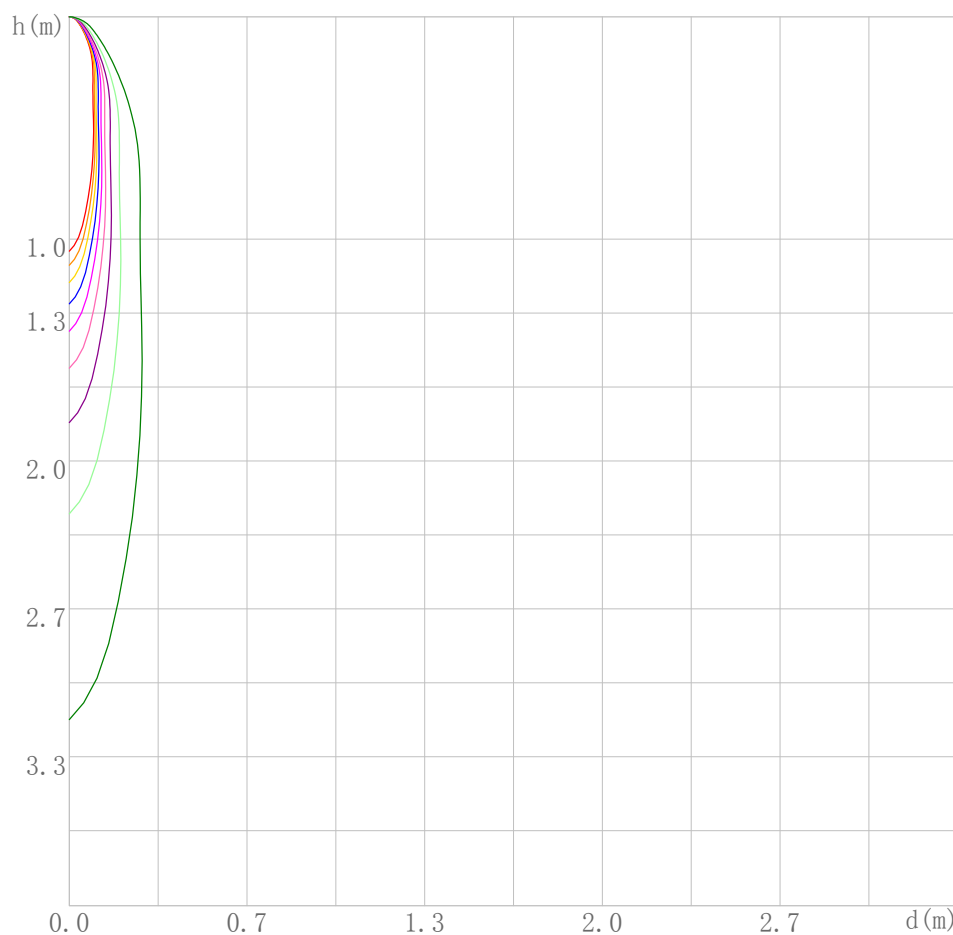


Curves: 3D Model — 90% — 80% — 70% — 60% — 50% — 40% — 30% — 20% — 10% —
View Angles(deg): 0 Height(m): 3.0 Distance(m): 10.0

Space ISO Illuminance Diagram

Lum. Name: MD10-06-SL-01 2700K RA97 15D	Lum. Catalog:	Test ID: 01
Lamp Name:	Lamp Catalog: LED	Test Lab: Quality peatment
Manufacture: Shenzhen Norming Lighting Co., Ltd	Test Machine:GON-2000	Test Date: 2019/12/09

Space ISO Illuminance Curve



Curves:

[Unit: lx]

[EMax] =2816.277

— [EMax*90%]=2534.649

— [EMax*80%]=2253.022

— [EMax*70%]=1971.394

— [EMax*60%]=1689.766

— [EMax*50%]=1408.139

— [EMax*40%]=1126.511

— [EMax*30%]=844.883

— [EMax*20%]=563.255

— [EMax*10%]=281.628

Space Plane Maximum Illuminance and @Angle:2816.28lx,0.0deg

Plane Maximum Lighting Intensity and @Angle:2816.277cd,0deg

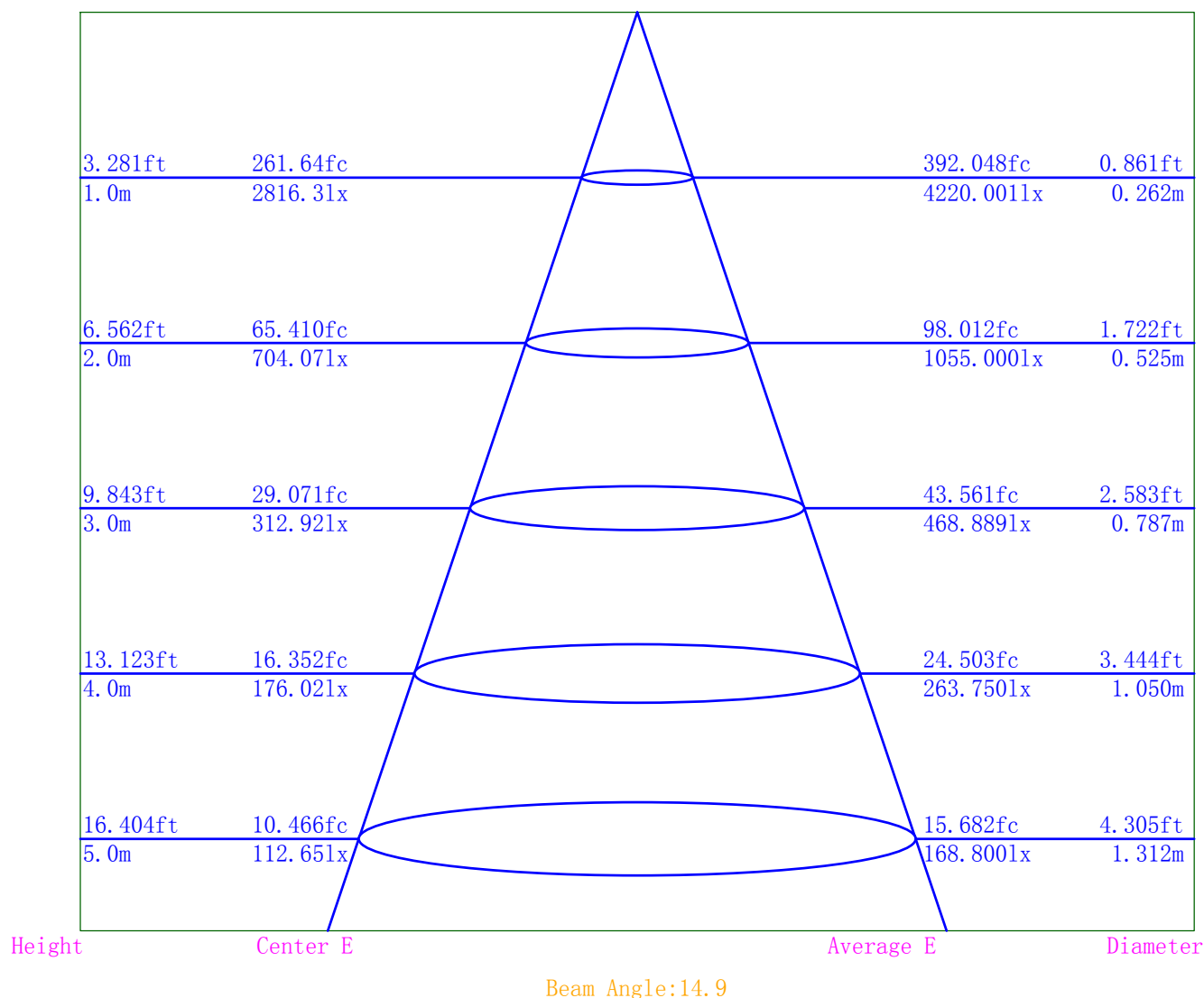
IES Indoor Report

Photometric Filename:MD10-06-SL-01 2700K RA97 15D.IES

Illuminance-Distance Diagram

Lum. Name: MD10-06-SL-01 2700K RA97 15D	Lum. Catalog:	Test ID: 01
Lamp Name:	Lamp Catalog: LED	Test Lab: Quality peatment
Manufacture: Shenzhen Norming Lighting Co., Ltd	Test Machine:GON-2000	Test Date: 2019/12/09

Illuminance-Distance Curve



IES Indoor Report

Photometric Filename:MD10-06-SL-01 2700K RA97 15D.IES

Indoor Luminance Limiting Curves

Lum. Name: MD10-06-SL-01 2700K RA97 15D	Lum. Catalog: LED	Test ID: 01
Lamp Name:	Lamp Catalog: LED	Test Lab: Quality peatment
Manufacture: Shenzhen Norming Lighting Co., Ltd	Test Machine:GON-2000	Test Date: 2019/12/09

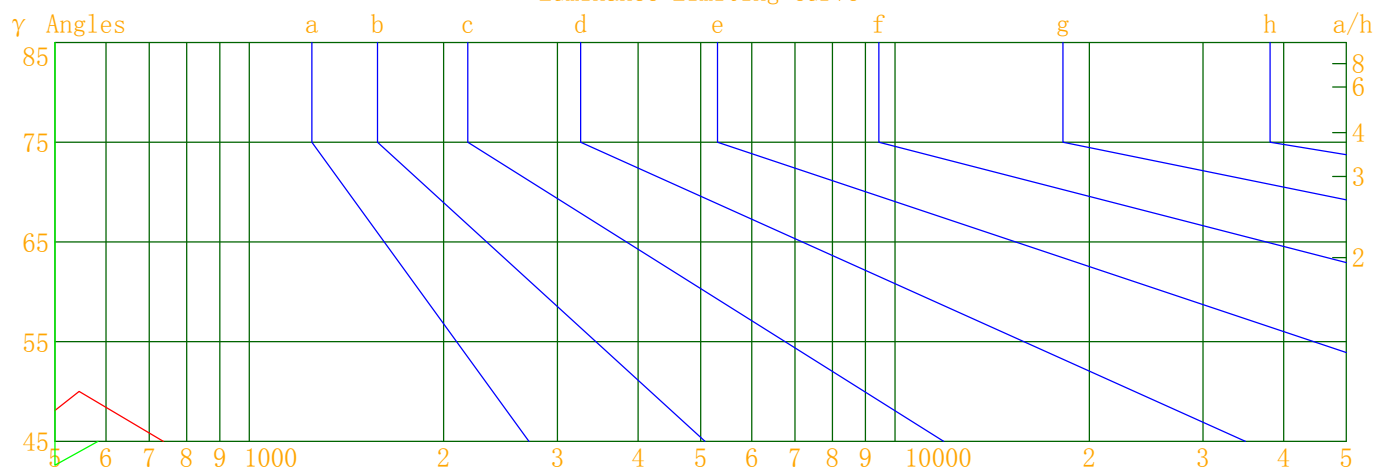
Glare Grade Table

GI	Quality	Using Illuminance							
1.15	A	2000	1000	500	<=300				
1.5	B		2000	1000	500	<=300			
1.85	C			2000	1000	500	<=300		
2.2	D				2000	1000	500	<=300	
2.55	E	a				2000	1000	500	<=300
			b	c	d	e	f	g	h

Luminance Table

Gama(deg)	45	50	55	60	65	70	75	80	85
C0	736	545	435	383	345	299	230	160	168
C90	583	423	336	285	238	185	107	0	0

Luminance Limiting Curve



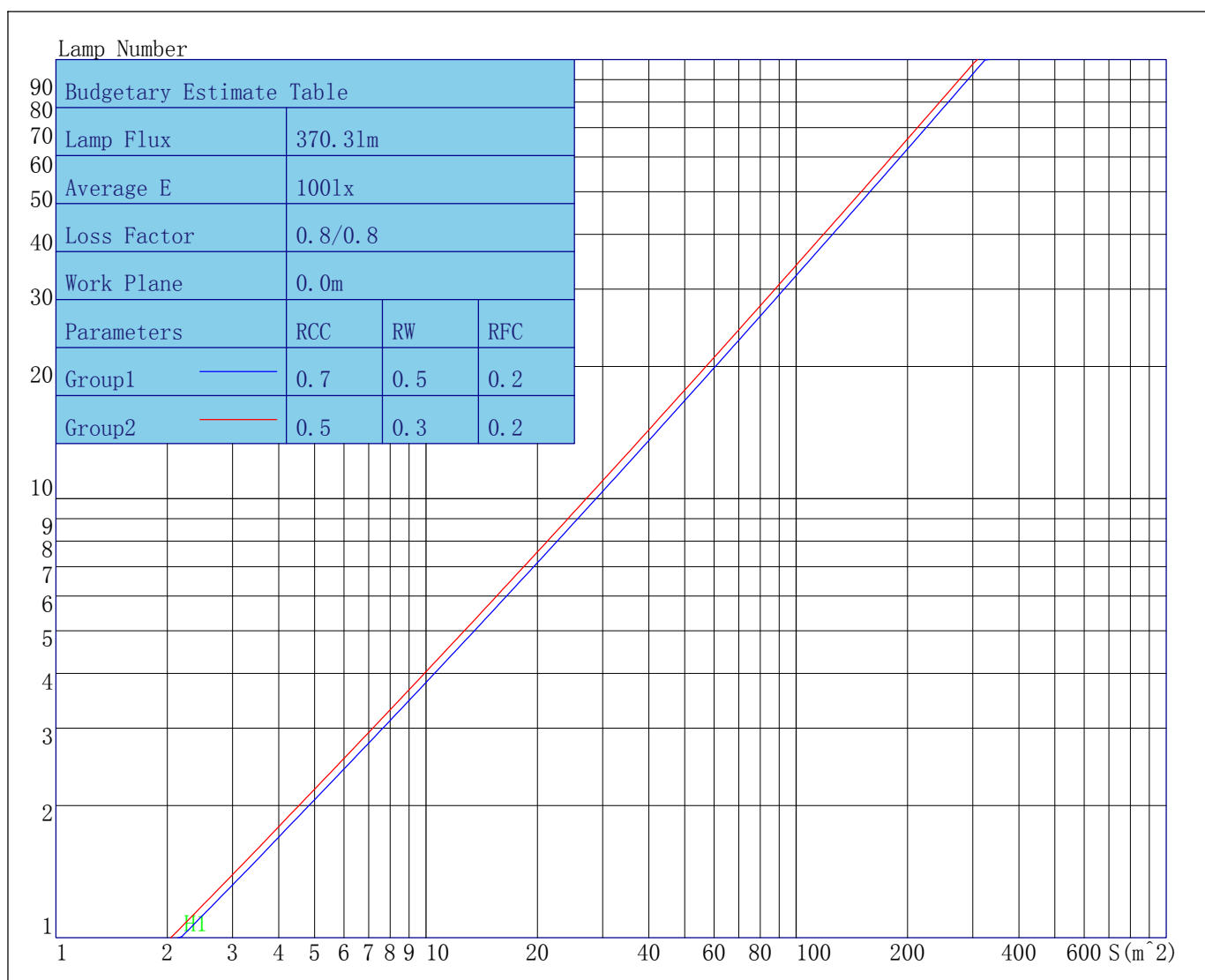
Luminous Size: Length(m)=0.050 Width(m)=0.050 Height(m)=0.450 Area(m^2)=0.025000
 Luminous Type: Without Luminous Side
 Luminous Curves: C0-C180 Color: — C90-C270 Color: —

IES Indoor Report

Photometric Filename:MD10-06-SL-01 2700K RA97 15D.IES

Indoor Budgetary Estimate Table

Lum. Name: MD10-06-SL-01 2700K RA97 15D	Lum. Catalog:	Test ID: 01
Lamp Name:	Lamp Catalog: LED	Test Lab: Quality peatment
Manufacture: Shenzhen Norming Lighting Co., Ltd	Test Machine:GON-2000	Test Date: 2019/12/09



Parameters1: Rhocc = 0.7 Rhow = 0.5 Rhofc = 0.2 LLF = 0.8
Parameters2: Rhocc = 0.5 Rhow = 0.3 Rhofc = 0.2 LLF = 0.8
Average Illuminance(lx): 100 Cavity Height: H1(m) = 2

IES Indoor Report

Photometric Filename:MD10-06-SL-01 2700K RA97 15D.IES

Indoor Coefficient of Utilization Table

Lum. Name: MD10-06-SL-01 2700K RA97 15D	Lum. Catalog:	Test ID: 01
Lamp Name:	Lamp Catalog: LED	Test Lab: Quality peatment
Manufacture: Shenzhen Norming Lighting Co., Ltd	Test Machine:GON-2000	Test Date: 2019/12/09

Coefficients of Utilization – Zonal Cavity Method																		
Coef.	Effective Floor Cavity Reflectance RFC=0.20																	
RhoCC (%)	80				70				50			30			10			0
RhoW (%)	70	50	30	10	70	50	30	10	50	30	10	50	30	10	50	30	10	0
RCR	Coefficient of Utilization(%)																	
0	119	119	119	119	116	116	116	116	111	111	111	106	106	106	102	102	102	100
1	115	112	110	109	112	110	108	107	106	105	103	102	101	100	99	98	97	96
2	111	107	104	101	108	105	102	100	102	100	98	99	97	95	96	95	93	92
3	107	102	98	95	105	101	97	94	98	95	93	96	93	91	93	91	90	88
4	103	98	94	90	102	97	93	90	95	91	89	93	90	88	91	89	87	85
5	100	94	90	86	99	93	89	86	91	88	85	90	87	85	88	86	84	83
6	97	91	86	83	96	90	86	83	89	85	82	87	84	82	86	83	81	80
7	94	88	83	80	93	87	83	80	86	82	80	85	82	79	84	81	79	78
8	92	85	81	78	91	85	81	78	84	80	77	83	79	77	82	79	77	76
9	89	83	79	76	89	82	78	76	81	78	75	81	77	75	80	77	75	74
10	87	80	76	74	86	80	76	74	79	76	73	79	76	73	78	75	73	72

Unified Glare Rating Table

Table with 3 columns: Lum. Name, Lum. Catalog, Test ID; Lamp Name, Lamp Catalog, Test Lab; Manufacture, Test Machine, Test Date.

Unified Glare Rating Table

Table with 11 columns for room surfaces (Ceiling, Wall, Floor) and room sizes (X, Y) at various heights (2H, 3H, 4H, 6H, 8H, 12H). Includes a section for variations with observer position at spacings (S=1.0H, 1.5H, 2.0H) and a reduced UGR table with Nordic Standard and Correction Value.

o the CIE Pub.117, data has been corrected, refers to the lamp's lumens 8.2flm.

Candela Tabulation

V/H	C0.0	C90.0	C180.0	C270.0
γ 0.0	2816.28	2816.28	2816.28	2816.28
γ 1.0	2684.03	2705.01	2867.96	2879.83
γ 2.0	2498.29	2513.25	2857.94	2852.87
γ 3.0	2249.08	2276.22	2750.51	2759.44
γ 4.0	1961.99	2007.49	2563.44	2574.91
γ 5.0	1693.18	1747.82	2342.37	2342.07
γ 6.0	1451.20	1498.95	2114.07	2090.73
γ 7.0	1225.50	1271.64	1880.05	1835.31
γ 8.0	1029.16	1058.69	1646.60	1590.50
γ 9.0	854.51	873.72	1409.10	1372.19
γ 10.0	706.20	711.14	1190.95	1163.20
γ 11.0	581.04	579.46	992.42	977.96
γ 12.0	482.36	472.54	818.11	816.52
γ 13.0	406.44	390.46	671.18	678.48
γ 14.0	350.55	327.77	548.15	562.38
γ 15.0	306.01	280.82	449.44	471.12
γ 16.0	271.71	244.14	373.97	399.91
γ 17.0	243.11	215.86	315.88	346.20
γ 18.0	218.92	192.72	271.16	303.31
γ 19.0	197.66	173.79	235.47	269.38
γ 20.0	179.57	157.50	206.69	239.53
γ 21.0	163.07	143.11	182.18	214.51
γ 22.0	148.28	130.08	162.02	192.23
γ 23.0	134.34	117.87	144.27	173.09
γ 24.0	121.62	105.58	129.03	156.37
γ 25.0	109.75	94.49	114.77	140.91
γ 26.0	99.04	84.04	101.44	126.16
γ 27.0	88.55	74.47	89.02	112.42
γ 28.0	79.04	65.88	78.21	99.60
γ 29.0	70.54	58.09	68.20	87.77
γ 30.0	63.03	51.18	59.26	77.16
γ 31.0	56.26	45.22	51.40	67.85
γ 32.0	50.29	39.73	44.91	59.43
γ 33.0	44.75	35.01	39.13	52.24
γ 34.0	39.93	30.80	34.36	46.04
γ 35.0	35.65	27.37	30.17	40.69
γ 36.0	31.87	24.32	26.65	36.10
γ 37.0	28.50	21.78	23.64	32.27
γ 38.0	25.65	19.53	21.14	28.85
γ 39.0	23.07	17.68	19.05	25.94
γ 40.0	20.82	15.98	17.25	23.34
γ 41.0	18.83	14.63	15.64	21.18
γ 42.0	17.12	13.34	14.23	19.22
γ 43.0	15.55	12.23	12.99	17.57
γ 44.0	14.22	11.21	11.95	16.07
γ 45.0	13.01	10.30	10.97	14.74
γ 46.0	11.98	9.41	10.11	13.56

Candela Tabulation - (Cont.)

V/H	C0.0	C90.0	C180.0	C270.0
γ 47.0	11.04	8.67	9.36	12.55
γ 48.0	10.20	7.99	8.66	11.66
γ 49.0	9.43	7.37	8.02	10.86
γ 50.0	8.76	6.80	7.42	10.09
γ 51.0	8.13	6.32	6.91	9.40
γ 52.0	7.58	5.85	6.49	8.81
γ 53.0	7.06	5.47	6.09	8.34
γ 54.0	6.63	5.12	5.79	7.92
γ 55.0	6.24	4.82	5.50	7.54
γ 56.0	5.91	4.53	5.26	7.17
γ 57.0	5.57	4.25	5.04	6.84
γ 58.0	5.28	3.99	4.84	6.53
γ 59.0	5.03	3.78	4.64	6.26
γ 60.0	4.79	3.57	4.44	5.96
γ 61.0	4.53	3.34	4.25	5.69
γ 62.0	4.30	3.11	4.08	5.43
γ 63.0	4.05	2.90	3.91	5.18
γ 64.0	3.86	2.70	3.72	4.92
γ 65.0	3.64	2.52	3.52	4.68
γ 66.0	3.41	2.30	3.32	4.46
γ 67.0	3.21	2.12	3.12	4.20
γ 68.0	2.94	1.92	2.91	3.93
γ 69.0	2.75	1.75	2.69	3.68
γ 70.0	2.56	1.59	2.47	3.36
γ 71.0	2.35	1.42	2.26	3.15
γ 72.0	2.16	1.25	2.05	2.92
γ 73.0	1.93	1.08	1.84	2.71
γ 74.0	1.72	0.89	1.63	2.47
γ 75.0	1.49	0.69	1.40	2.24
γ 76.0	1.25	0.46	1.18	1.99
γ 77.0	1.01	0.26	0.97	1.73
γ 78.0	0.85	0.10	0.73	1.47
γ 79.0	0.76	0.04	0.46	1.18
γ 80.0	0.69	0.00	0.25	0.93
γ 81.0	0.62	0.00	0.17	0.83
γ 82.0	0.55	0.00	0.12	0.76
γ 83.0	0.49	0.00	0.06	0.69
γ 84.0	0.42	0.00	0.01	0.62
γ 85.0	0.37	0.00	0.00	0.56
γ 86.0	0.29	0.00	0.00	0.48
γ 87.0	0.23	0.00	0.00	0.42
γ 88.0	0.18	0.00	0.00	0.36
γ 89.0	0.14	0.00	0.00	0.29
γ 90.0	0.11	0.00	0.00	0.22
γ 91.0	0.07	0.00	0.00	0.18
γ 92.0	0.04	0.00	0.00	0.12
γ 93.0	0.01	0.00	0.00	0.06

Candela Tabulation - (Cont.)

V/H	C0.0	C90.0	C180.0	C270.0
γ 94.0	0.00	0.00	0.00	0.01
γ 95.0	0.00	0.00	0.00	0.00
γ 96.0	0.00	0.00	0.00	0.00
γ 97.0	0.00	0.00	0.00	0.00
γ 98.0	0.00	0.00	0.00	0.00
γ 99.0	0.00	0.00	0.00	0.00
γ 100.0	0.00	0.00	0.00	0.00
γ 101.0	0.00	0.00	0.00	0.00
γ 102.0	0.00	0.00	0.00	0.00
γ 103.0	0.00	0.00	0.00	0.00
γ 104.0	0.00	0.00	0.00	0.00
γ 105.0	0.00	0.00	0.00	0.00
γ 106.0	0.00	0.00	0.00	0.00
γ 107.0	0.00	0.00	0.00	0.00
γ 108.0	0.00	0.00	0.00	0.00
γ 109.0	0.00	0.00	0.00	0.00
γ 110.0	0.00	0.00	0.00	0.00
γ 111.0	0.00	0.00	0.00	0.00
γ 112.0	0.00	0.00	0.00	0.00
γ 113.0	0.00	0.00	0.00	0.00
γ 114.0	0.00	0.00	0.00	0.00
γ 115.0	0.00	0.00	0.00	0.00
γ 116.0	0.00	0.00	0.00	0.00
γ 117.0	0.00	0.00	0.00	0.00
γ 118.0	0.00	0.00	0.00	0.00
γ 119.0	0.00	0.00	0.00	0.00
γ 120.0	0.00	0.00	0.00	0.00
γ 121.0	0.00	0.00	0.00	0.00
γ 122.0	0.00	0.00	0.00	0.00
γ 123.0	0.00	0.00	0.00	0.00
γ 124.0	0.00	0.00	0.00	0.00
γ 125.0	0.00	0.00	0.00	0.00
γ 126.0	0.00	0.00	0.00	0.00
γ 127.0	0.00	0.00	0.00	0.00
γ 128.0	0.00	0.00	0.00	0.00
γ 129.0	0.00	0.00	0.00	0.00
γ 130.0	0.00	0.00	0.00	0.00
γ 131.0	0.00	0.00	0.00	0.00
γ 132.0	0.00	0.00	0.00	0.00
γ 133.0	0.00	0.00	0.00	0.00
γ 134.0	0.00	0.00	0.00	0.00
γ 135.0	0.00	0.00	0.00	0.00
γ 136.0	0.00	0.00	0.00	0.00
γ 137.0	0.05	0.00	0.00	0.00
γ 138.0	0.14	0.00	0.02	0.08
γ 139.0	0.22	0.08	0.11	0.16
γ 140.0	0.32	0.17	0.20	0.25

IES Indoor Report

Photometric Filename:MD10-06-SL-01 2700K RA97 15D.IES

Candela Tabulation - (Cont.)

V/H	C0.0	C90.0	C180.0	C270.0
γ 141.0	0.42	0.28	0.30	0.35
γ 142.0	0.53	0.39	0.42	0.45
γ 143.0	0.63	0.49	0.52	0.54
γ 144.0	0.73	0.59	0.63	0.65
γ 145.0	0.83	0.70	0.75	0.75
γ 146.0	0.93	0.79	0.85	0.86
γ 147.0	1.01	0.87	0.95	0.95
γ 148.0	1.10	0.96	1.04	1.03
γ 149.0	1.16	1.02	1.12	1.11
γ 150.0	1.23	1.08	1.20	1.17
γ 151.0	1.28	1.14	1.25	1.24
γ 152.0	1.34	1.18	1.32	1.30
γ 153.0	1.37	1.21	1.37	1.34
γ 154.0	1.42	1.24	1.41	1.38
γ 155.0	1.45	1.26	1.46	1.42
γ 156.0	1.49	1.28	1.50	1.44
γ 157.0	1.51	1.31	1.51	1.48
γ 158.0	1.52	1.31	1.56	1.50
γ 159.0	1.55	1.33	1.58	1.52
γ 160.0	1.56	1.34	1.60	1.53
γ 161.0	1.58	1.36	1.60	1.54
γ 162.0	1.59	1.38	1.62	1.56
γ 163.0	1.60	1.39	1.63	1.57
γ 164.0	1.61	1.41	1.64	1.58
γ 165.0	1.61	1.43	1.64	1.58
γ 166.0	1.63	1.46	1.66	1.58
γ 167.0	1.62	1.46	1.66	1.58
γ 168.0	1.63	1.47	1.66	1.59
γ 169.0	1.61	1.47	1.66	1.57
γ 170.0	1.59	1.46	1.66	1.55
γ 171.0	1.56	1.45	1.65	1.54
γ 172.0	1.53	1.43	1.63	1.53
γ 173.0	1.50	1.41	1.61	1.49
γ 174.0	1.47	1.38	1.58	1.46
γ 175.0	1.44	1.35	1.56	1.43
γ 176.0	1.41	1.33	1.52	1.40
γ 177.0	1.41	1.30	1.48	1.39
γ 178.0	1.40	1.29	1.45	1.37
γ 179.0	1.41	1.27	1.42	1.36
γ 180.0	1.38	1.38	1.38	1.38